



AWS  
re:Invent

**MGT408-R**

# Best practices for detecting and preventing data exposure

**Claudia Charro**

Enterprise Solutions Architect  
Amazon Web Services

# Agenda

1. Why should I pay attention to data exposure?

2. Lab to leverage a secure solution using:

- AWS Config
- Amazon CloudWatch Events
- AWS Lambda
- AWS Systems Manager

# Landing zone sessions (search: "landing zone")



## Architecture

**SEC325-R** – Architecting security & governance across your landing zone (Session)

**ARC344-R** – Understanding the landing zone journey (Chalk Talk)

**GPSTEC203** – AWS Control Tower versus AWS Landing Zone (Chalk Talk)



## Implementation

**MGT307-R** – Governance at scale: AWS Control Tower, AWS Organizations, and more (Chalk Talk)

**MGT302-R** – Enable AWS adoption at scale with automation and governance (Session)

**SEC335-R** – How to deploy secure workloads with AWS Control Tower (Chalk Talk)

**GPSTEC324** – Automating ISV product deployment in AWS Landing Zone (Chalk Talk)

**GPSTEC325** – AWS Control Tower in a nutshell and practice enablement for APN Partners



## Operations

**ENT320** – Cloud operations engineer: A day in the life

**ENT214** – Cloud migration in the face of data-center eviction (Session)

**ENT215** – Five steps AMS leverages to accelerate cloud adoption (Session)



## Discussion /Feedback

**SEC324-R** – Deep dive into AWS multi-account strategies (Chalk Talk)



## Hands on

**ARC315-R** – Build end-to-end governance with AWS Control Tower (Workshop)


**SEC347-R** – DNS across a multi-account environment (Builders Session)

# Agenda

In this session, learn how to configure AWS CloudTrail to detect unauthorized exposure of your data, and to configure AWS Config, Amazon CloudWatch Events, and AWS Lambda to prevent the exposure. This session also provides best practices for preventing misconfiguration of resources, including Amazon S3 and other services.

Hands-on instructions:

<https://reinvent2019.aws-management.tools/mgt408/en/cont.html>





# Reasons to care about data exposure

**7,125,940**  
records lost or stolen  
every day



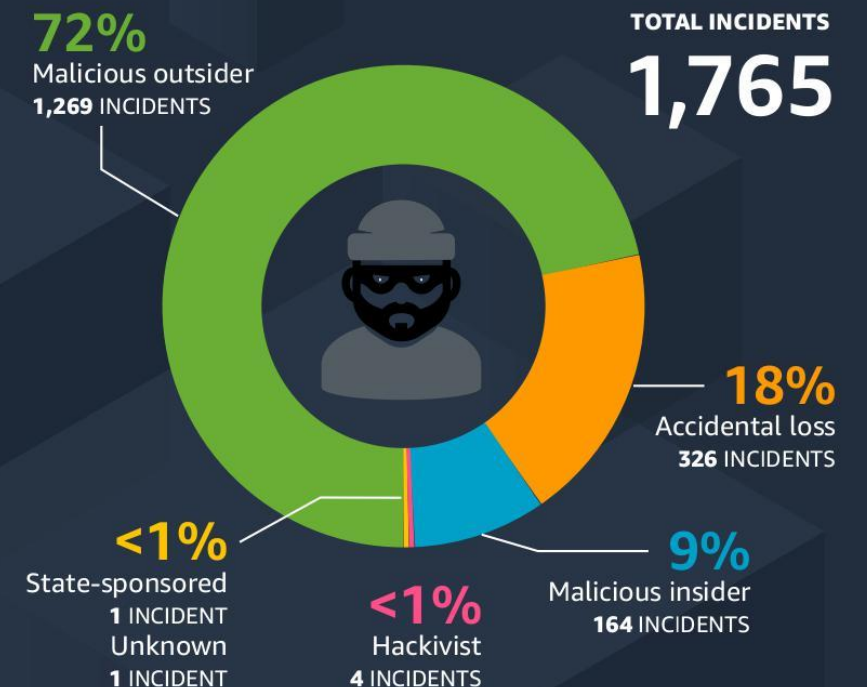
**296,914**  
records  
every hour



**4,949**  
records  
every minute



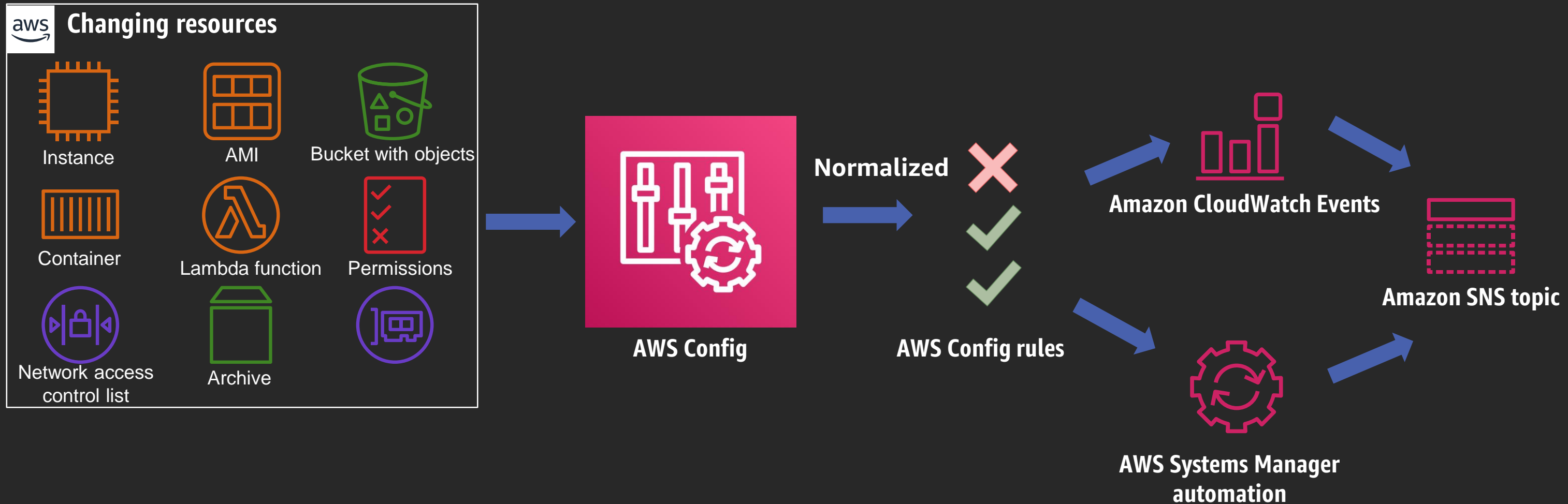
**82**  
records  
every second



# Questions to address

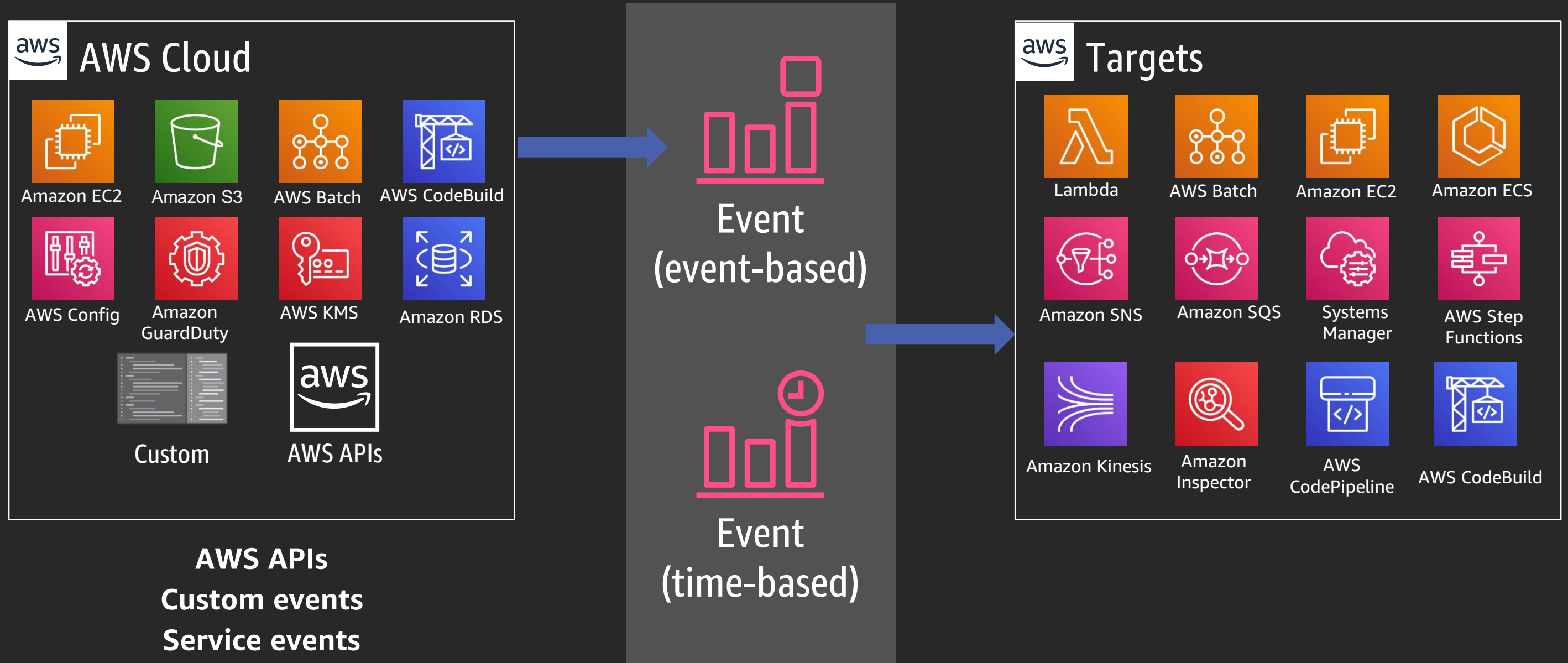
- Do I have adequate security to protect my workloads and data?
- How good is good enough?
- What security controls do I need to separate data from human interference? Do I have logs enable for each part of my workload?
- Do I have validation that the right controls were built?
- Do I have verification that the controls work as planned?
- Do I test my data security procedures?

# The baseline for our hands on – AWS Config

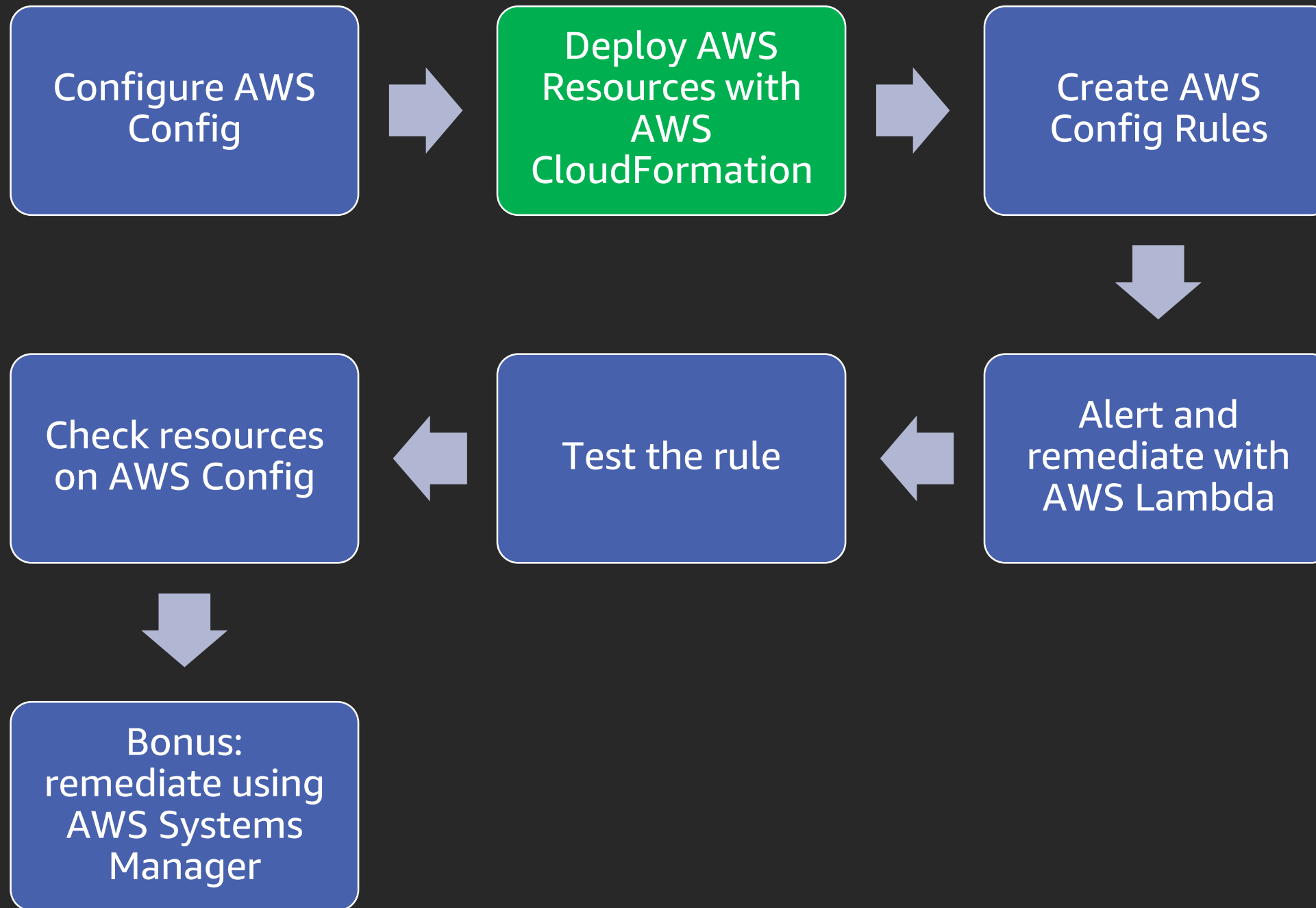




# Baseline for our hands-on: Amazon CloudWatch Events



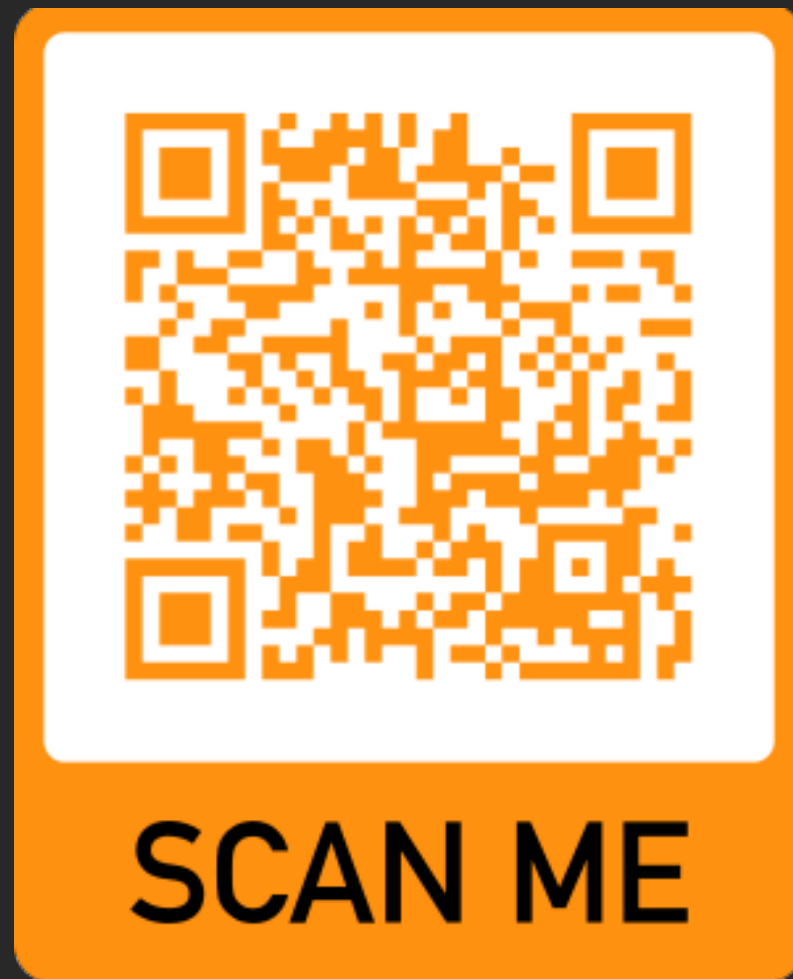
# Lab Steps



# Let's do it in the console!

Execute Lab:

<https://reinvent2019.aws-management.tools/mgt408/en/cont.html>



# Start by organizing your accounts



AWS Cloud



AWS Organizations  
Master

## Foundational Organizational Units (OU)



### Infrastructure

- Δ Shared Services
- Δ Network



### Security

- Δ Log Archive
- Δ Sec Read Only
- Δ Sec Breakglass
- Δ Security Tooling



## Additional OU



### Sandbox



- Fixed spending limit
- Disconnected from network



### Workloads

- For software development



### Policy Staging



- Verify & test SCP changes



### Suspended



- Account closures
- Tag account prior to moving



### Individual Business Users



- For individual business users



### Exceptions



- Customized security stance due to specific use case
- SCPs applied at account level
- Account under greater scrutiny



### Deployments



- For deployment infrastructure

# Lab steps: Removing resources



# Thank you!





Please complete the session survey in the mobile app.